



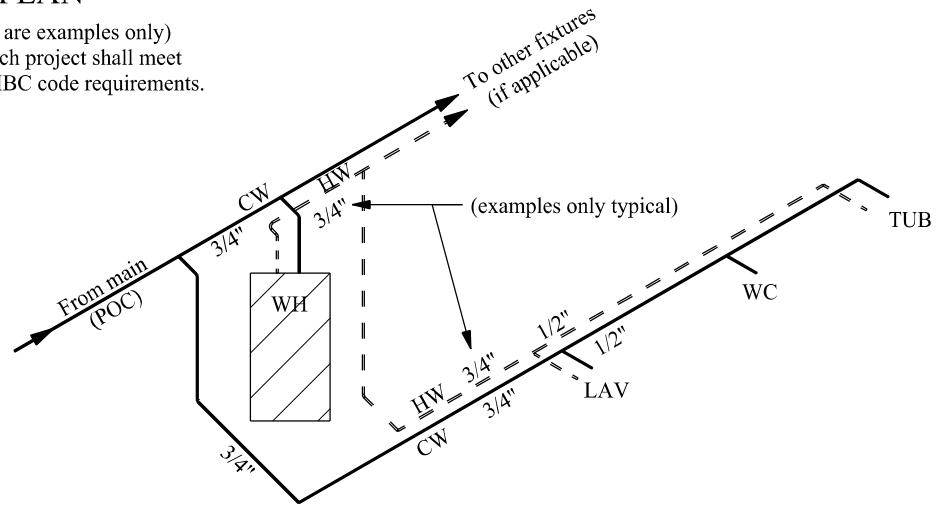
PLUMBING PLAN AND ISOMETRIC 2015 UPC

City of Tukwila
 Building Division/Permit Center
 6300 Southcenter Blvd. #100
 Tukwila, WA 98188
 (206) 431-3670

ISOMETRIC PLAN

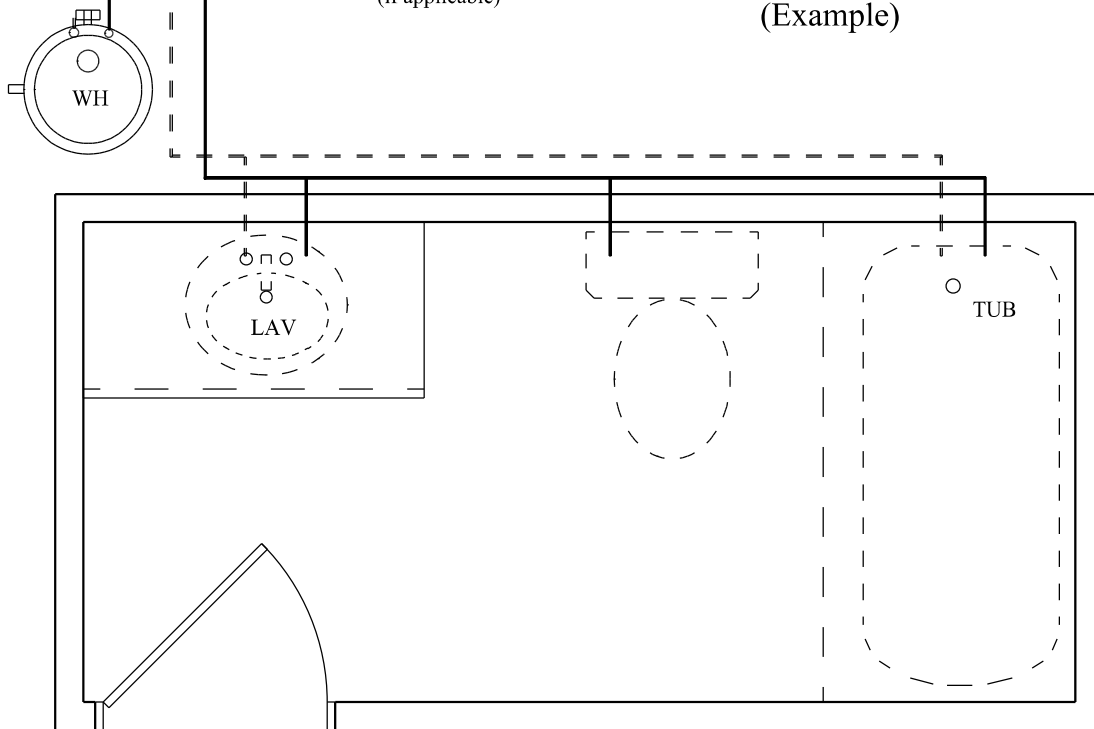
(Dimensions and design shown are examples only)
 Individual designs specific for each project shall meet
 all applicable 2015 UPC, IRC and IBC code requirements.

LEGEND
 CW = Cold Water
 HW = Hot Water
 WH = Water Heater
 POC = Point Of Connection



From main → To other fixtures (if applicable)

PLUMBING PLAN VIEW (Example)

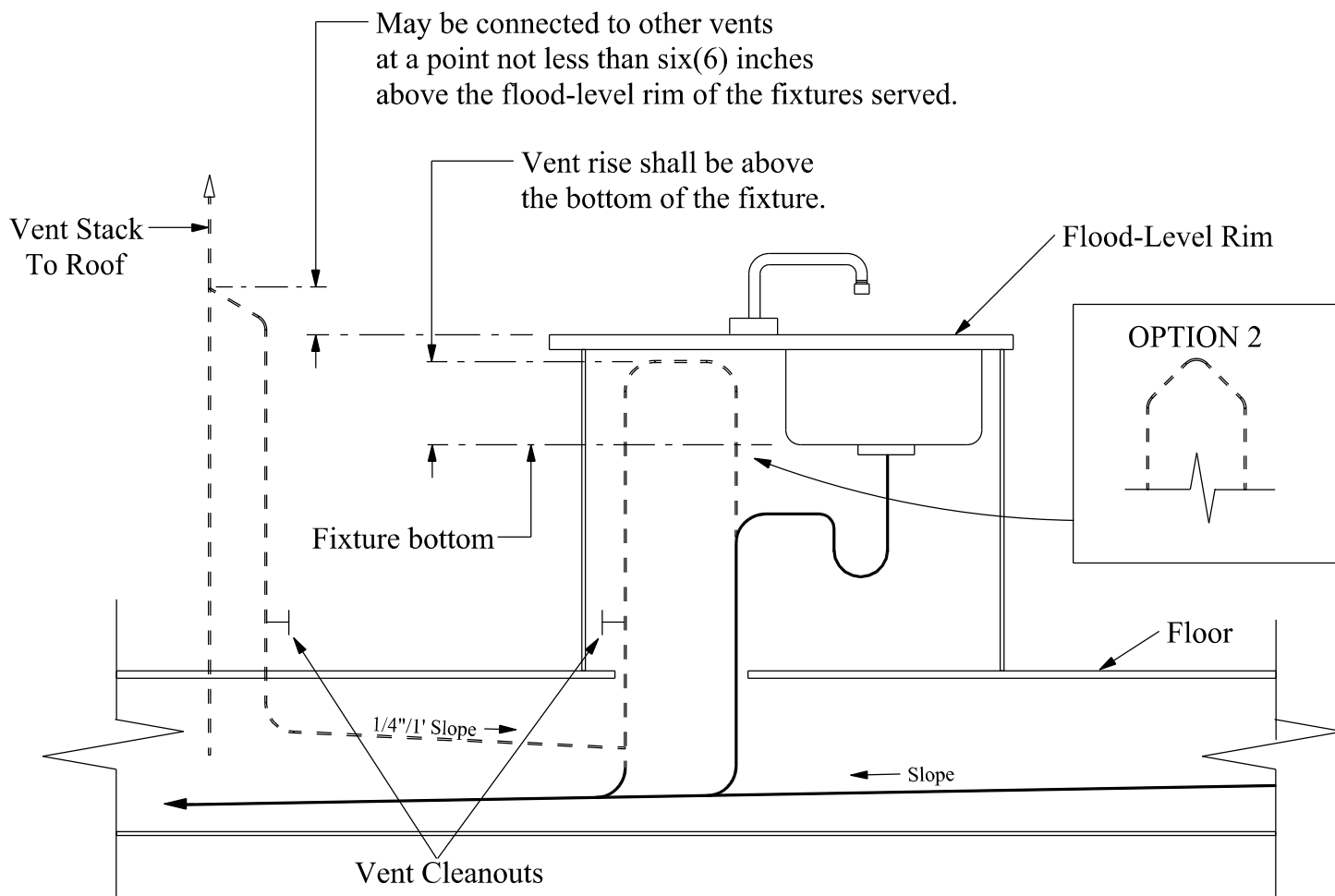


NOTE: All information shown on this sheet is examples only.
 Applicant shall provide drawings specific to each project application.
 Do not use this handout sheet or its contents for plan submittals.



City of Tukwila
Building Division/Permit Center
6300 Southcenter Blvd. #100
Tukwila, WA 98188
(206) 431-3670

PLUMBING ISLAND VENT 2015 UPC



2015 UPC Section 909.0 SPECIAL VENTING FOR ISLAND FIXTURES

Traps for island sinks and similar equipments shall be roughed in above the floor and may be vented by extending the vent as high as possible, but not less than the drainboard height and then returning it downward and connecting it into the horizontal sink drain immediately downstream from the vertical fixture drain. The return vent shall be connected to the horizontal drain through a wye-branch fitting and shall, in addition, be provided with a foot vent taken off the vertical fixture vent by means of a wye branch immediately below the floor and extend to the nearest partition and then through the roof to the open air, or may be connected to other vents at a point not less than six(6) inches above the level rim of the fixtures served. Drainage fittings shall be used on all parts of the vent below the floor flood-level, and a minimum slope of one-quarter (1/4) inch per foot back to the drain shall be maintained. The return bend used under the drainboard shall be one (1) piece fitting or an assembly of a forty-five (45) degree, a ninety (90) degree, and a forty-five (45) degree elbow in the order named. Pipe sizing shall be as elsewhere required by the code. The island sink drain, upstream of the returned vent, shall serve no other fixtures. An accessible cleanout shall be installed in the vertical portion of the foot vent.

